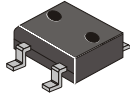


# DB101S THRU DB107S

# FMS

## SINGLE PHASE 1.0 AMP SURFACE MOUNT BRIDGE RECTIFIERS



### FEATURES

- \* Ideal for printed circuit board
- \* Reliable low cost construction utilizing molded plastic technique
- \* High surge current capability
- \* Polarity: marked on body
- \* Mounting position: Any
- \* Weight: 1.0 grams

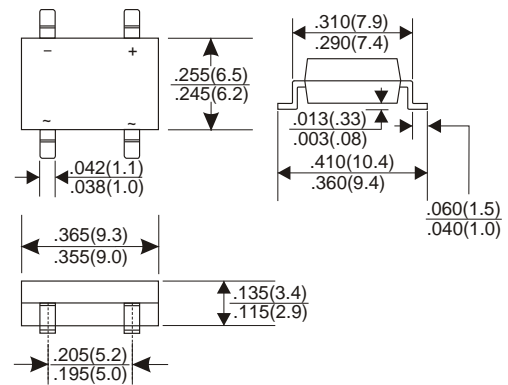
### VOLTAGE RANGE

50 to 1000 Volts

### CURRENT

1.0 Ampere

DB-1S



Dimensions in inches and (millimeters)

## MAXIMUM RATINGS AND ELECTRICAL CHARACTERISTICS

Rating 25°C ambient temperature unless otherwise specified.  
 Single phase half wave, 60Hz, resistive or inductive load.  
 For capacitive load, derate current by 20%.

| TYPE NUMBER  | DB101S | DB102S | DB103S | DB104S | DB105S | DB106S | DB107S | UNITS      |    |
|--|--------|--------|--------|--------|--------|--------|--------|------------|----|
| Maximum Recurrent Peak Reverse Voltage   | 50     | 100    | 200    | 400    | 600    | 800    | 1000   | V          |    |
| Maximum RMS Voltage  | 35     | 70     | 140    | 280    | 420    | 560    | 700    | V          |    |
| Maximum DC Blocking Voltage  | 50     | 100    | 200    | 400    | 600    | 800    | 1000   | V          |    |
| Maximum Average Forward Rectified Current  |        |        |        |        |        |        |        |            |    |
| .375" (9.5mm) Lead Length at Ta=40°C   |        |        |        |        |        |        |        | 1.0        | A  |
| Peak Forward Surge Current, 8.3 ms single half sine-wave superimposed on rated load (JEDEC method) |        |        |        |        |        |        |        | 50         | A  |
| Maximum Forward Voltage Drop per Bridge Element at 1.0A D.C.                                       |        |        |        |        |        |        |        | 1.1        | V  |
| Maximum DC Reverse Current Ta=25°C   |        |        |        |        |        |        |        | 10         | mA |
| at Rated DC Blocking Voltage Ta=125°C  |        |        |        |        |        |        |        | 500        | mA |
| Operating Temperature Range, Tj  |        |        |        |        |        |        |        | -65 — +125 | °C |
| Storage Temperature Range, Tstg  |        |        |        |        |        |        |        | -65 — +150 | °C |

## RATING AND CHARACTERISTIC CURVES (DB101S THRU DB107S)

FIG.1-TYPICAL FORWARD CURRENT DERATING CURVE

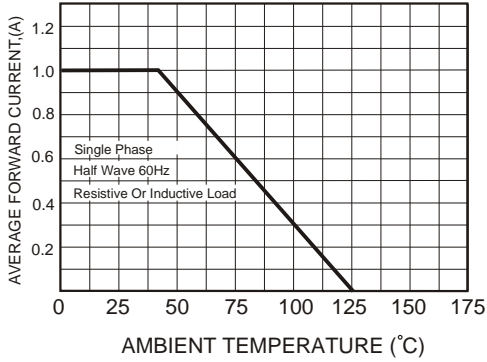


FIG.2-MAXIMUM NON-REPETITIVE FORWARD SURGE CURRENT

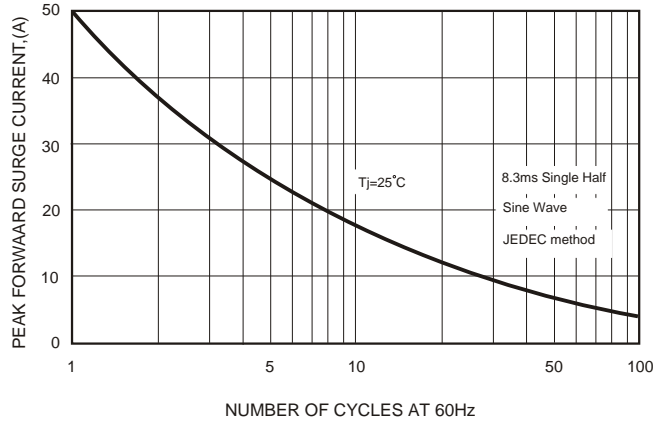


FIG.3-TYPICAL FORWARD CHARACTERISTICS

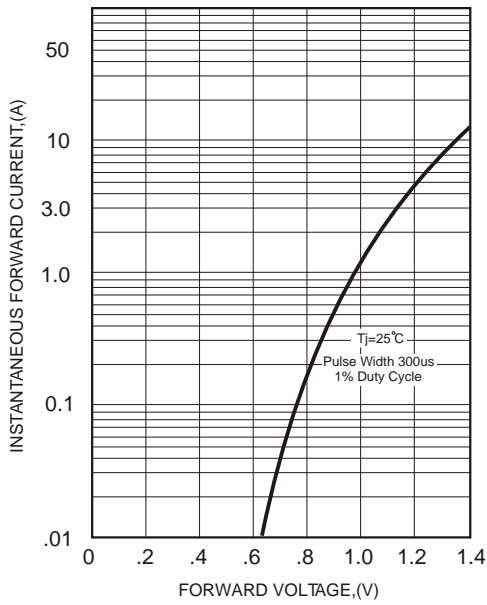


FIG.4-TYPICAL REVERSE CHARACTERISTICS

